



Kentucky High School Athletic Association

2280 Executive Drive ° Lexington, KY 40505 ° www.khsaa.org ° (859)299-5472 (859)293-5999 (fax)

MEMORANDUM

To: Superintendent, Principal, and Athletic Director
Fern Creek High School

From: Brigid L. DeVries, Commissioner
Larry Boucher, Assistant Commissioner


Date: May 10, 2007

Subject: 2006-2007 Title IX Annual Report Forms Submission

Enclosed please find a copy of Form T-65, the 2006-2007 KHSAA Title IX Annual Report Submission Status Report. In addition, you may find an attachment with corrected copies of the forms submitted by your school personnel. Please review this information so the forms can be completed accurately in the future.

Also, KHSAA Audit Team Members may have requested resubmission of some of the 2006-2007 Annual Report Forms or need additional information on your athletic programs. Please submit this information by the date requested if this is applicable. Copies and all KHSAA Title IX documents must be kept current and included in your permanent Title IX File at the school. All documents are subject to Open Records Requests.

Should you need any further information, please do not hesitate to call anytime.



**KHSAA TITLE IX
ANNUAL REPORT SUBMISSION
STATUS REPORT
2006-2007**

KHSAA
Form T65 Revised 8/05

TO: KHSAA Member School Superintendents, Principals, and Athletic Directors

FROM: Brigid L. DeVries, Commissioner
Larry Boucher, Assistant Commissioner

DATE: 5/9/2007

School	Fern Creek High School	Reviewed by	Phyllis Catlett
--------	------------------------	-------------	-----------------

The following is a status report regarding the required 2006 - 2007 Title IX Annual Report submission of forms due into the KHSAA office by April 15, 2007. Appropriate KHSAA Audit Team personnel have reviewed these forms and the following is a summary of this review.

I. Checklist of Forms properly submitted in a satisfactory manner:

<input checked="" type="checkbox"/>	GE 19 (Annual Verification)	<input checked="" type="checkbox"/>	T-35 (Budget Expenses)
<input checked="" type="checkbox"/>	T-1 (Summary Program Chart 1)	<input checked="" type="checkbox"/>	T-36 (Budget Expenses)
<input checked="" type="checkbox"/>	T-2 (Summary Program Chart 2)	<input checked="" type="checkbox"/>	T-41 (Checklist – Overall Interscholastic Program)
<input checked="" type="checkbox"/>	T-3 (Summary Program Chart 3)	<input checked="" type="checkbox"/>	T-60 (Corrective Action Plan)
<input checked="" type="checkbox"/>	T-4 (Summary Program Chart 4)		T-63 (Interscholastic Survey Results)

II. Status

A.		2006– 2007 Forms are satisfactory and no further information or action is necessary at this time.
B.	<input checked="" type="checkbox"/>	Errors have been noted with respect to the following forms: Placed corrected form T-2 in the school's Annual Report for 2006-2007.
C.		The following forms were omitted and must be submitted by school representatives:
D.	<input checked="" type="checkbox"/>	Other Recommendation and Comments: The school has indicated a shortage of lockers for female students, and has addressed the item on the Corrective Action Plan. The necessary funds for this project is needed from the Board of Education. Lockers for female students has been an issue for several years - no progress seems to be made as of this date.

VOK

2006-2007
ACCOMMODATION OF INTERESTS AND ABILITIES
SUMMARY PROGRAM CHART 2

KHSAA
 Form T2
 Rev. 10/06

Participation Opportunities Test Two

Program			Column 1	Column 2	Column 3	Column 4	Column 5
			Number of Teams Currently Offered	Number of Participants	Number of Teams Added Since the beginning of the 2002-2003 School Year	Number of Participants Added Since the beginning of the 2002-2003 School Year	Percent of Total Participation By Sex Added Since the beginning of the 2002-2003 School Year
GIRLS	Row 1	varsity:	10	131	2	30	
	Row 2	j.v.:	4	66	1	30	
	Row 3	frosh:	2	23	2	15	
	Row 4	total:	16	220	5	75	20% 34%
BOYS	Row 5	varsity:	10	221	0	50	
	Row 6	j.v.:	6	135	3	20	
	Row 7	frosh:	2	61	0	15	
	Row 8	total:	18	417	0	85	20%

- 1) For Column 1, list the number of interscholastic teams offered for girls and boys at each competitive level (varsity, junior varsity, and freshman). For girls, total each of the entries in Rows 1, 2, and 3 into Row 4. For boys, total Rows 5, 6, and 7 into Row 8.
- 2) For Column 2, list the number of participants at each level. For girls, total each of the entries in Rows 1, 2, and 3 into Row 4. For boys, total Rows 5, 6, and 7 into Row 8. **Note:** The totals in Row 4 for girls and in Row 8 for boys must be the same as the totals in Form T-1, Column 3, Rows 1 and 2 respectively.
- 3) For Column 3, list the number of interscholastic teams that have been added in the last five years at each competitive level. Count each team added during the 5 year period only one time. e.g. Girl's junior varsity soccer was added 3 years ago, count the team only once, not 3 times. For girls, total the entries in Rows 1, 2, and 3 into Row 4. For boys, total Rows 5, 6, and 7 into Row 8.
- 4) For Column 4, list the number of participants that are currently on each level of the teams that were added in the last five years. If a team was added previously but no longer exists, there are no current participants to be added for that team. For girls, total the entries in Rows 1, 2, and 3 into Row 4. For boys, total Rows 5, 6, and 7 into Row 8.
- 5) For Column 5, calculate the percentage of participants that have been added in the last five years. For girls, take the number in Column 4, Row 4 and divide by the number in Column 2, Row 4. For boys, take the number in Column 4, Row 8 and divide it by the number in Column 2, Row 8.

Note: If the percentage of current participants added in the last five years is 25% or greater, compliance with Test Two may be possible. If less than 25%, then compliance with Test Three should be analyzed. **CAUTION:** 25% is not a formal compliance standard.

Principal's Signature: *Victor P. Castillo* Date: 4-6-07



**KENTUCKY HIGH SCHOOL ATHLETIC ASSOCIATION
2006-2007 ANNUAL VERIFICATION OF TITLE IX PROCEDURES**

KHSAA Form GE19
Rev. 10/06

(To be submitted by April 15, 2007 along with other required forms)

The Fern Creek Traditional High School, Louisville, Kentucky
(Name of High School) (City)

certifies to the Kentucky High School Athletic Association that the following is an accurate and true representation of the facts surrounding compliance with 20 U.S.C. Sections 1681-1688, et. Seq. (also known as Title IX)

I certify the following provisions in accordance with records at the school contained in the permanent Title IX file, at least one copy of which must be maintained in the Principal's office, and to the best of my knowledge have completed the following tasks (All boxes must be checked).

Established a gender equity committee at the high school. (list committee personnel and provide attachment if necessary)

Name	Address	Phone	Title
<u>Tim Amshoff</u>	<u>9115 Fern Creek 40291</u>	<u>502.485.8436</u>	<u>Athletic Director</u>
<u>Troy Johnson</u>	<u>9115 Fern Creek Road 40291</u>	<u>502.485.8251</u>	<u>Ass't AD</u>
<u>Jarrad Durham</u>	<u>9115 Fern Creek Road</u>	<u>502.639.9154</u>	<u>Coach</u>
<u>Rick Dotson</u>	<u>9115 Fern Creek Road</u>	<u>502.376.8433</u>	<u>Coach</u>
<u>Tiger Miller</u>	<u>PO Box 1345</u>	<u>485-8251</u>	<u>Parent</u>
<u>Monique Reid</u>	<u>8210 Monterey Village Dr</u>	<u>968-4793</u>	<u>Student Athlete</u>
<u>Daniel Bracken</u>	<u>6945 Woodhaven Place</u>	<u>671-1808</u>	<u>Student Athlete</u>
<u>Martha Maloney</u>	<u>9510 Barn Road</u>	<u>338-2853</u>	<u>Parent</u>

Scheduled a minimum of three meetings during the 2006-2007 school year on the following dates:

- November 15, 2006
- January 16, 2007
- April 19, 2007

Designated the following person(s) as the Title IX coordinator for the school:

<u>Tim Amshoff</u>	<u>Athletic Director</u>	<u>9115 Fern Creek Road</u>	<u>502.485.8436</u>
Name	Title	Address	Phone

Designated the following person(s) as the Title IX coordinator for the district:

<u>Cheryl Walker</u>	<u>Compliance/Investigations</u>	<u>3001 Crittenden Dr 40209</u>	<u>502.485.3341</u>
Name	Title	Address	Phone

School personnel are continuing to make periodic reviews of the boys' and girls' athletics program reflected in the Corrective Action Plan.

In addition to the above information, the above referenced school maintains a complete permanent file relative to Title IX records including copies of the self-assessment audit, all corrective action plans, and other related materials.

John P. Casilla
Principal's Signature

March 7, 2007
Date

Stephen Baendgen
Superintendent Signature

Joseph Hester
School Board Chairpersons' Signature

(Send original copy to KHSAA - Maintain duplicate in Title IX school folder)

2006-2007
ACCOMMODATION OF INTERESTS AND ABILITIES
SUMMARY PROGRAM CHART 1

Participation Opportunities Test One

		(Column 1)	(Column 2)	(Column 3)	(Column 4)
	Program	Enrollment	Percentage of Total Enrollment	Number of Interscholastic Participants (double and triple count)	Percentage of Total Participation
Row 1	GIRLS	686	48%	220	35%
Row 2	BOYS	744	52%	417	65%
Row 3	Totals	1430	100%	637	100%

Instructions:

*Number of 8th grade students & below used in Column 3 and Column 4 calculations if applicable: 9

- Determine the total number of girls enrolled, (place in Row 1, Column 1). Determine the total number of boys enrolled, (place in Row 2, Column 1).
- Add the total number of girls and boys enrolled to determine total enrollment, (place in Row 3, Column 1).
- Calculate the percentage of total enrollment that is female. (Divide Row 1, Column 1 by Row 3, Column 1 and place in Row 1, Column 2.) Calculate the percentage of total enrollment that is male. (Divide Row 2, Column 1 by Row 3, Column 1 and place in Row 2, Column 2.) Note: Row 1, Column 2 plus Row 2, Column 2 should total 100%.
- Ask the head coaches to review the most updated eligibility or squad lists for their teams. Ask coaches to confirm the names of those individuals who are on the team as of the first **date of regular season competition**, and cross out the names of those who were cut from the team or quit the team prior to the first regular season competitive event. Determine the total number of interscholastic athletics participants that are girls, (and place in Row 1, Column 3). In order to determine the total number of athletics participants, an individual should be counted each time he or she participates on a team. For example, if Jane Doe competes on the varsity volleyball team, the junior varsity volleyball team, the junior varsity basketball team, and the varsity softball team, she should be counted as four participants (**do not include club or intramural sports participants, cheerleaders, dance teams, or pom squads**). Calculate the same way for boys and girls. * In addition, should 8th grade students and below play on a Freshman, Junior Varsity, or Varsity team, they should also be counted for each team and sport on which they participate. If applicable, please asterisk the above notation as to how many 8th grade students & below are included in the totals.

Using the same procedure, determine the total number of interscholastic athletic participants that are boys, (and place in Row 2, Column 3). Add Row 1, Column 3 plus Row 2, Column 3 to get total participants and place in Row 3, Column 3.

- Calculate the percentage of female participation. (Row 1, Column 3 divided by Row 3, Column 3 and place in Row 1, Column 4.) Calculate the percentage of male participation. (Row 2, Column 3 divided by Row 3, Column 3 and place in Row 2, Column 4.) Note: Row 1, Column 4 plus Row 2, Column 4 should total 100%.

Note: While being within three percent is not a formal compliance standard; if the percent listed in Row 1, Column 4 is within 3% of Row 1, Column 2, then it provides a good target within which compliance is likely.

Principal's Signature:  Date: 4-6-07

VOK

2006-2007
ACCOMMODATION OF INTERESTS AND ABILITIES
SUMMARY PROGRAM CHART 2

KHSAA
 Form T2
 Rev. 10/06

Participation Opportunities Test Two

Program		Column 1	Column 2	Column 3	Column 4	Column 5
Program		Number of Teams Currently Offered	Number of Participants	Number of Teams Added Since the beginning of the 2002-2003 School Year	Number of Participants Added Since the beginning of the 2002-2003 School Year	Percent of Total Participation By Sex Added Since the beginning of the 2002-2003 School Year
GIRLS	Row 1	varsity:	10	131	2	30
	Row 2	j.v.:	4	66	1	30
	Row 3	frosh:	2	23	2	15
	Row 4	total:	16	220	5	75
BOYS	Row 5	varsity:	10	221	0	50
	Row 6	j.v.:	6	135	3	20
	Row 7	frosh:	2	61	0	15
	Row 8	total:	18	417	0	85

- 1) For Column 1, list the number of interscholastic teams offered for girls and boys at each competitive level (varsity, junior varsity, and freshman). For girls, total each of the entries in Rows 1, 2, and 3 into Row 4. For boys, total Rows 5, 6, and 7 into Row 8.
- 2) For Column 2, list the number of participants at each level. For girls, total each of the entries in Rows 1, 2, and 3 into Row 4. For boys, total Rows 5, 6, and 7 into Row 8. **Note:** The totals in Row 4 for girls and in Row 8 for boys must be the same as the totals in Form T-1, Column 3, Rows 1 and 2 respectively.
- 3) For Column 3, list the number of interscholastic teams that have been added in the last five years at each competitive level. Count each team added during the 5 year period only one time. e.g. Girl's junior varsity soccer was added 3 years ago, count the team only once, not 3 times. For girls, total the entries in Rows 1, 2, and 3 into Row 4. For boys, total Rows 5, 6, and 7 into Row 8.
- 4) For Column 4, list the number of participants that are currently on each level of the teams that were added in the last five years. If a team was added previously but no longer exists, there are no current participants to be added for that team. For girls, total the entries in Rows 1, 2, and 3 into Row 4. For boys, total Rows 5, 6, and 7 into Row 8.
- 5) For Column 5, calculate the percentage of participants that have been added in the last five years. For girls, take the number in Column 4, Row 4 and divide by the number in Column 2, Row 4. For boys, take the number in Column 4, Row 8 and divide it by the number in Column 2, Row 8.

Note: If the percentage of current participants added in the last five years is 25% or greater, compliance with Test Two may be possible. If less than 25%, then compliance with Test Three should be analyzed. **CAUTION:** 25% is not a formal compliance standard.

Principal's Signature: *P. Castillo* Date: 4-6-07


OK

2006-2007
ACCOMMODATION OF INTERESTS AND ABILITIES
SUMMARY PROGRAM CHART 3

Participation Opportunities Test Three

FOR ANY QUESTION ANSWERED "YES" IDENTIFY THE RESPECTIVE SPORT(S).

	GIRLS (Yes / No)		BOYS (Yes / No)
1. For a sport <u>not</u> currently offered, is there sufficient interest, based on your most recent Student Interest Survey, to form a viable interscholastic team based on student responses from the interscholastic survey? If yes, what sport?	NO		NO
2. For a sport currently offered at the varsity level only, is there sufficient interest, based on your most recent Student Interest Survey, to form a viable team for a junior varsity or freshman team that is not currently offered?	NO		NO
3. For a sport <u>not</u> currently offered in your interscholastic athletics program, is there sufficient interest to form a viable interscholastic team based on participation on an intramural team or community recreation teams?	NO		NO
4. For a sport currently offered at the junior varsity or freshman level is there sufficient interest, based on your most recent Student Interest Survey, to form a varsity team not currently offered?	NO		NO
5. If you answered YES to question (1), (2), (3), or (4), are there enough high schools in your geographic area offering the sport (at the appropriate level) to allow for the development of a reasonable schedule of competition?	N/A		N/A

Principal's Signature:  Date: 4-6-07

2006-2007
ACCOMODATION OF INTERESTS AND ABILITIES
SUMMARY PROGRAM CHART 4

Levels of Competition Test One

		Column 1	Column 2	Column 3
Girls	Team Levels	Number of Teams Currently Offered	Number of Participants	Percentage of Participants at Each Level
Row 1	varsity:	10	131	60%
Row 2	j.v.:	4	66	30%
Row 3	frosh:	2	23	10%
Row 4	total:	16	220	100%
Boys				
Row 5	varsity:	10	221	53%
Row 6	j.v.:	6	135	33%
Row 7	frosh:	2	61	14%
Row 8	total:	18	417	100%

- 1) Column 1, list the number of interscholastic teams offered for girls and boys at each competitive level; varsity, junior varsity, and freshman. (Refer to Form T-2, Accommodation of Interests and Abilities, Summary Program Chart 2, Column 1.)
- 2) For Column 2, list the number of participants at each level. For girls, total the entries in Rows 1, 2, and 3 into Row 4. For boys, total the entries in Rows 5, 6, and 7 into Row 8. (Refer to Form T-2, Accommodation of Interests and Abilities, Summary Program Chart 2, Column 2.)
- 3) For Column 3, calculate the percentage of female and male participants at each level.
For girls' varsity, junior varsity, and frosh, respectively:
 - Divide Column 2, Row 1 by Column 2, Row 4, and place the percentage in Column 3, Row 1.
 - Divide Column 2, Row 2 by Column 2, Row 4, and place the percentage in Column 3, Row 2.
 - Divide Column 2, Row 3 by Column 2, Row 4, and place the percentage in Column 3, Row 3.
 -
 For boys' varsity, junior varsity, and frosh, respectively:
 - Divide Column 2, Row 5 by Column 2, Row 8, and place the percentage in Column 3, Row 5.
 - Divide Column 2, Row 6 by Column 2, Row 8, and place the percentage in Column 3, Row 6.
 - Divide Column 2, Row 7 by Column 2, Row 8, and place the percentage in Column 3, Row 7.

Principal's Signature: Pablo Castillo Date: 4-6-07

2006-2007 KHSAA TITLE IX ATHLETICS AUDIT
Checklist - Overall Interscholastic Athletics Program

KHSAA
 Form T41
 Rev. 10/06

DIRECTIONS:

For the Areas of Compliance (Opportunities and Benefits) listed on the left hand side of the page, place a checkmark under the appropriate column identifying whether your school provided an advantage to the Girls' Program, or to the Boys' Program or to Neither Program.

Areas of Compliance:	ADVANTAGE TO:		
	GIRLS' PROGRAM	BOYS' PROGRAM	NEITHER PROGRAM
OPPORTUNITIES			
Accommodation of Interest and Abilities			X
BENEFITS			
Equipment and Supplies			X
Scheduling of Games and Practice Time			X
Travel and Per Diem Allowances			X
Coaching			X
Locker Rooms, Practice and Competitive Facilities		X	
Medical and Training Facilities and Services			X
Publicity			X
Support Services			X
Athletic Scholarships			X
Tutoring			X
Housing and Dining Facilities and Services			X
Recruitment of Student Athletes			X

Principal's Signature: _____

J. P. Castell

Date: 4-6-07

2006-2007

**ACTUAL EXPENDITURES - PROGRAM COMPARISON CHART I
TO INCLUDE BOOSTER CLUB FUNDING**

	equipment and supplies		travel		awards		coaches' salaries (to include supplemental and extended employment; dollar amount required)			facilities improvements		publications (if sport-specific)	
	Expenditures		Expenditures		Expenditures		Expenditures			Expenditures		Expenditures	
	School	Booster	School	Booster	School	Booster	School	# of Coaches	Booster	School	Booster	School	Booster
G basketball	3800	1000	2100	0	100	65.98	5669	750	0	1000	0	0	
B basketball	3800	975	2375	0	10	78.95	5669	750	0	1000	0	0	
G softball	3000	725	1250	0	100	0	3401	600	0	8000	0	0	
B baseball	3000	725	1250	0	100	0	3401	200	0	3500	0	0	
G cross country	1200	50	0	0	100	75	2834	0	0	0	0	0	
B cross country	1200	50	0	0	100	75	2834	0	0	0	0	0	
G golf	125	0	0	0	100	0	2267	0	0	0	0	0	
B golf	125	0	0	0	100	0	2267	0	0	0	0	0	
G soccer	4000	1000	875	0	100	115.79	2834	0	0	1000	0	0	
B soccer	975	1000	625	0	100	68.35	2834	0	0	1000	0	0	
G swimming	0	0	0	0	100	0	2267	0	0	0	0	0	
B swimming	0	0	0	0	100	0	2267	0	0	0	0	0	

1. Total expenditures on T-35 and T-36 on the 2006-2007 year report due by April 15, 2007, should reflect the total monies spent (rounded off to nearest hundred) for the entire school year of 2005-2006 ending June 30, 2006.

2. Booster Club Funding/Contributions must be included in the above expenditures total. (Note: It is illegal for coaches to be paid by Booster Clubs Reference KHSAA Bylaw 27)

Principal's Signature: *Steve A. Casallo* Date: 4-6-07
 Copyright 1999, Good Sports, Inc., Title IX and Gender Equity Specialists. All rights reserved.

**2006-2007
ACTUAL EXPENDITURES - PROGRAM COMPARISON CHART 2
TO INCLUDE BOOSTER CLUB FUNDING**

	equipment and supplies		travel		awards		coaches' salaries (to include supplemental and extended employment; dollar amount required)		facilities improvements		publications (if sport-specific)	
	Expenditures		Expenditures		Expenditures		Expenditures		Expenditures		Expenditures	
	School	Booster	School	Booster	School	Booster	School	# of Coaches	School	Booster	School	Booster
G track	4000	0	450	0	75	0	3401	0	0	0	0	0
B track	4000	0	450	0	75	0	3401	0	0	0	0	0
G tennis	275	0	500	0	50	0	2834	0	0	0	0	0
B tennis	275	0	500	0	50	0	2834	0	0	0	0	0
G volleyball	1350	750	1325	0	75	124.36	5668	0	500	0	0	0
B wrestling	750	1000	475	0	75	78.95	5668	0	0	0	0	0
G (list sport)												
B football	12000	2500	3175	0	250	200	19274	3300	2000	1000	0	0
G (list sport)												
B (list sport)												

1. Total expenditures on T-35 and T-36 on the 2006-2007 year report due by April 15, 2007, should reflect the total monies spent (rounded off to nearest hundred) for the entire school year of 2005-2006 ending June 30, 2006.

2. Booster Club Funding/Contributions must be included in the above expenditures totals.

Indicate percentage of total expenditures for each gender: (If disparities are obvious, list on your Corrective Action Plan (T-60) what action you will take to correct the problem).

Gender	Expenditures	Percentage
Boys	\$105,885.25	59%
Girls	\$74,815.13	41%
Total:	\$180,700.38	100%

587 + Girls

Principal's Signature: *[Signature]*
Copyright 1999, Good Sports, Inc. Title IX and Gender Equity Specialists. All rights reserved.

Date: 4-6-07


**2006-2007
ACTUAL EXPENDITURES - PROGRAM COMPARISON CHART 2
TO INCLUDE BOOSTER CLUB FUNDING**

	equipment and supplies		travel		awards		coaches' salaries (to include supplemental and extended employment; dollar amount required)			facilities improvements		publications (if sport-specific)	
	Expenditures		Expenditures		Expenditures		Expenditures			Expenditures		Expenditures	
	School	Booster	School	Booster	School	Booster	School	# of Coaches	Booster	School	Booster	School	Booster
G track	4000	0	450	0	75	0	3401	4	0	0	0	0	0
B track	4000	0	450	0	75	0	3401	4	0	0	0	0	0
G tennis	275	0	500	0	50	0	2834	1	0	0	0	0	0
B tennis	275	0	500	0	50	0	2834	1	0	0	0	0	0
G volleyball	1350	750	1325	0	75	124.36	5668	2	500	0	0	0	0
B wrestling	750	1000	475	0	75	78.95	5668	2	0	0	0	0	0
G (list sport)													
B football	12000	2500	3175	0	250	200	19274	10	2000	1000	0	0	0
G (list sport)													
B (list sport)													

1. Total expenditures on T-35 and T-36 on the 2006-2007 year report due by April 15, 2007, should reflect the total monies spent (rounded off to nearest hundred) for the entire school year of 2005-2006 ending June 30, 2006.

2. Booster Club Funding/Contributions must be included in the above expenditures totals. Indicate percentage of total expenditures for each gender: (If disparities are obvious, list on your Corrective Action Plan (T-60) what action you will take to correct the problem).

Gender	Expenditures	Percentage
Boys	\$105,985.25	59%
Girls	\$74,815.13	41%
Total:	\$180,700.38	100%

Principal's Signature:  Date: 4-6-07

2006-2007

**ACTUAL EXPENDITURES - PROGRAM COMPARISON CHART I
TO INCLUDE BOOSTER CLUB FUNDING**

	equipment and supplies		travel		awards		coaches' salaries (to include supplemental and extended employment; dollar amount required)			facilities improvements		publications (if sport-specific)	
	Expenditures		Expenditures		Expenditures		Expenditures			Expenditures		Expenditures	
	School	Booster	School	Booster	School	Booster	School	Booster	# of Coaches	School	Booster	School	Booster
G basketball	3800	1000	2100	0	100	65.98	5669	2	0	1000	0	0	
B basketball	3800	975	2375	0	10	78.95	5669	5 1/2	0	1000	0	0	
G softball	3000	725	1250	0	100	0	3401	3	0	8000	0	0	
B baseball	3000	725	1250	0	100	0	3401	2	0	3500	0	0	
G cross country	1200	50	0	0	100	75	2834	1	0	0	0	0	
B cross country	1200	50	0	0	100	75	2834	1	0	0	0	0	
G golf	125	0	0	0	100	0	2267	1	0	0	0	0	
B golf	125	0	0	0	100	0	2267	1	0	0	0	0	
G soccer	4000	1000	875	0	100	115.79	2834	2	0	1000	0	0	
B soccer	975	1000	625	0	100	68.35	2834	2	0	1000	0	0	
G swimming	0	0	0	0	100	0	2267	1	0	0	0	0	
B swimming	0	0	0	0	100	0	2267	1	0	0	0	0	

[Handwritten signature]

1. Total expenditures on T-35 and T-36 on the 2006-2007 year report due by April 15, 2007, should reflect the total monies spent (rounded off to nearest hundred) for the entire school year of 2005-2006 ending June 30, 2006.
 2. Booster Club Funding/Contributions must be included in the above expenditures total. (Note: It is illegal for coaches to be paid by Booster Clubs Reference KHSAA Bylaw 27)

[Handwritten signature]

Date: 4-6-07

Principal's Signature:
 Copyright 1999, Good Sports, Inc., Title IX and Gender Equity Specialists. All rights reserved.

2006-2007
TITLE IX
CORRECTIVE ACTION PLAN

SCHOOL NAME Fern Creek Traditional High School

DIRECTIONS:

1. For Column 1, indicate the intended area (Opportunities or Benefits) which needs corrective action in order to achieve gender equity. For Column 2, write the suggested change or activities that will correct the area in need of alteration. For Column 3, include the estimated completion date for the changes or activities.
2. It is possible to attain compliance with Title IX and no longer need "corrective" action. However, the KHSAA strongly encourages compliant schools to identify items for improvement (Column 1), activities to accomplish the improvement (Column 2) and a timetable for completion (Column 3) that will strengthen the athletic program.
3. You may copy this form as needed. Please attach corrective action plans along with audit forms and submit by April 15, 2007.

COLUMN 1 ITEM FOR CORRECTION/ IMPROVEMENT	COLUMN 2 SUGGESTED CHANGE/ ACTIVITIES	COLUMN 3 TIME TABLE FOR CORRECTIVE ACTION/ COMPLETION
Girl's Locker room deficiency.	Report to school system to construct facility to make equal opportunities.	Funding from district necessary.
Locker availability.	Report to school district to equal facility availability.	Funding from district necessary.
Number of female participants.	Increase motivation of females for participation. Work with central office to increase spirit/ female population in activities/athletics.	Ongoing.

Principal's Signature: *[Signature]* Date: 4-6-07

Column 1, indicate the intended area (Opportunities or Benefits) which needs corrective action in order to achieve gender equity. Column 2, write the suggested change or activities that will correct the area in need of alteration. For Column 3, include the intended completion date for the changes or activities. Column 4, indicate the date when the corrective action will be implemented. However, the KHSAA strongly encourages all schools to identify items for improvement (Column 1), activities to accomplish the improvement (Column 2) and a completion date (Column 3) that will strengthen the athletic program. Please attach corrective action plans along with audit forms and submit by April 15, 2007.

COLUMN 1 FOR CORRECTION/ IMPROVEMENT	COLUMN 2 SUGGESTED CHANGE/ ACTIVITIES	COLUMN 3 TIME TABLE FOR CORRECTIVE ACTION/ COMPLETION
deficiency.	Report to school system to construct facility to make equal opportunities.	Funding from district necessary. See attached document(s) sent to the JCPS per their request in regards to interpreted title IX issues.
participants.	Report to school district to equal facility availability.	Funding from district necessary.
	Increase motivation of females for participation. Work with central office to increase spirit/ female population in activities/athletics.	Ongoing.

Signature: Joe P. Castle Date: 4-6-07

EXTRA SERVICE PAY SCHEDULE 2006-07

ATHLETIC AND RELATED ACTIVITIES IN SENIOR HIGH SCHOOLS

TITLE		STEP 0	STEP 1	STEP 2	STEP 3	STEP 4
Athletic Director		4353	5034	5714	6394	7074
Head Football		3628	4195	4762	5329	5895
Head Basketball (1)		3628	4195	4762	5329	5895
Asst. Football		2177	2517	2857	3197	3537
JV Basketball (1)		2177	2517	2857	3197	3537
Track (1)		2177	2517	2857	3197	3537
Baseball		2177	2517	2857	3197	3537
Softball		2177	2517	2857	3197	3537
Wrestling		2177	2517	2857	3197	3537
Volleyball		2177	2517	2857	3197	3537
Cheerleaders		2177	2517	2857	3197	3537
JROTC Rifle Team		2177	2517	2857	3197	3537
Sch Tech Coordinator		2177	2517	2857	3197	3537
Drill Corps		1814	2101	2381	2664	2948
Cross Country (1)		1814	2101	2381	2664	2948
Field Hockey		1814	2101	2381	2664	2948
Soccer (1)		1814	2101	2381	2664	2948
Tennis (1)		1814	2101	2381	2664	2948
JV Volleyball		1451	1678	1905	2131	2358
Golf (1)		1451	1678	1905	2131	2358
Swimming		1451	1678	1905	2131	2358
Chess Sponsor		1451	1678	1905	2131	2358
ROTC Drill Team		1451	1678	1905	2131	2358
Asst. Wrestling (2)	26	1451	1678	1905	2131	2358
Asst. Field Hockey (2)	JV SCH	1451	1678	1905	2131	2358
Asst. Track (1)(2)	32	1088	1259	1428	1598	1769
Asst. Soccer (1)(2)	JV SCH	1088	1259	1428	1598	1769
Freshman Basketball (1)		1088	1259	1428	1598	1769
Freshman Football		1088	1259	1428	1598	1769

ASSISTANT ATHLETIC DIRECTOR'S (GAME MANAGERS)

TITLE	STEP 0	STEP 1	STEP 2	STEP 3	STEP 4
Assistant Athletic Director	1700	2000	2300	2600	3000

Schools will be required to pay the listed Board approved scale. However, step progression **is not** mandatory.

SCHOOL FUNDED SPORT/SUPPORT POSITIONS

TITLE	STEP 0	STEP 1	STEP 2	STEP 3	STEP 4
SCHOOL FUNDED SPORT/SUPPORT	200	500	800	1100	1400

Schools will be required to pay the listed Board approved scale. However, step progression **is not** mandatory.

OTHER ACTIVITIES IN SENIOR HIGH SCHOOLS AND *YPAS

Title	STEP 0	STEP 1	STEP 2	STEP 3	STEP 4
Band Director	3265	3776	4285	4796	5306
Acad Comp Coordinator	2177	2517	2857	3197	3537
Asst Band Director (2)	1451	1678	1905	2131	2358
*Choral Director	1451	1678	1905	2131	2358
Newspaper Sponsor	1451	1678	1905	2131	2358
Yearbook Sponsor	1451	1678	1905	2131	2358
*Drama Sponsor	1451	1678	1905	2131	2358
Speech and Debate	1451	1678	1905	2131	2358
*Instrumental Band Dir	1451	1678	1905	2131	2358
*Instrumental Strings Dir	1451	1678	1905	2131	2358
Orchestra (Concert) Dir	1451	1678	1905	2131	2358
Quick Recall Sponsor	1451	1678	1905	2131	2358
**JV Quick Recall Sponsor	500				
**Future Problem Solving Sponsor	318				

Band Director: Out of County Band Camp \$80.00 per day, Maximum 7 days

ATHLETIC AND RELATED ACTIVITIES IN MIDDLE SCHOOLS

TITLE	STEP 0	STEP 1	STEP 2	STEP 3	STEP 4
School Tech Coordinator	1814	2101	2381	2664	2948
Basketball (1)	1088	1259	1428	1598	1769
Academic Competition	1088	1259	1428	1598	1769
Cheerleaders	726	839	952	1066	1179
Drill Corps	363	419	476	533	590
Quick Recall	363	419	476	533	590
Future Problem Solving	363	419	476	533	590
Activities Sponsor	363	419	476	533	590

ACTIVITIES IN ELEMENTARY SCHOOLS

TITLE	STEP 0	STEP 1	STEP 2	STEP 3	STEP 4
School Tech Coordinator	1451	1678	1905	2131	2358

EXTRA SERVICE RATES

TITLE	DUTY	RATE
TUTORING	After school activities – not instruction (CERTIFIED ONLY)	\$13.26 per hour
CERTIFIED	Other Extra Service Duties	\$10.00 per hour
CERTIFIED	Stipend Pay - Example - \$25.00 selling tickets	\$10.00 per hour
CLASSIFIED: 1A -1B	Are to be paid their hourly rate and time and a half over 40 hours for any Extra Service performed.	Hourly + overtime
CLASSIFIED SUBSTITUTES	Clerical, Food Service, Custodian, Instructional Assistants, Bus Monitors	\$8.00 per hour

- (1) Increment times 1.5 is paid to a person who coaches both teams.
- (2) Increment is for teams which meet approved participation levels.
- (3) Increment is for 100 or more members of marching band.

** Paid by the Academic Competition Department and not subject to step increases.

Handwritten initials and date: JTW, CME, 5-8-09

TO: ATHLETIC DIRECTORS
FROM: JERRY WYMAN, CAA
DIRECTOR
SUBJECT: 2005-06 TITLE IX IMPROVEMENTS
DATE: SEPTEMBER 2005

Annually, you are requested to submit a gender equity facility improvement request. Please complete the form and return as indicated. Requests will be compiled and presented to the Title IX Facility Review Committee.

Please meet with your principal and staff members in developing your request.

SCHOOL Feen Creek ATHLETIC DIRECTOR Tim Amdurff

List the one (1) most immediate facility improvement for gender equity at your school.

- 1. Lack of Room Facility deficiency (one girls)
short of equality to Boys.

PLEASE COMPLETE AND RETURN
NO LATER THAN
SEPTEMBER 29, 2005
FAX TO: 485-1886

Seneca

Remodel/renovate female locker room and office
Build multi-purpose building to alleviate locker room and office problems

Valley

Lights on baseball field (this would put Valley in total compliance with Title IX)

Western

Complete softball field improvements (dugouts, press box/storage building)
Remodel all dressing rooms for both male and female sports.

Schools not submitting any Title IX requests by due date of September 15, 2003:

Moore (male and female basketball room improvements are being studied)

Shawnee

Southern

Waggener

2006-2007

**ACTUAL EXPENDITURES - PROGRAM COMPARISON CHART I
TO INCLUDE BOOSTER CLUB FUNDING**

	equipment and supplies		travel		awards		coaches' salaries (to include supplemental and extended employment; <i>dollar amount required</i>)		facilities improvements		publications (if sport-specific)	
	Expenditures		Expenditures		Expenditures		Expenditures		Expenditures		Expenditures	
	School	Booster	School	Booster	School	Booster	School	# of Coaches	School	Booster	School	Booster
G basketball	3800	1000	2100	0	100	65.98	5669	2	0	1000	0	0
B basketball	3800	975	2375	0	10	78.95	5669	5	0	1000	0	0
G softball	3000	725	1250	0	100	0	3401	3	0	8000	0	0
B baseball	3000	725	1250	0	100	0	3401	2	0	3500	0	0
G cross country	1200	50	0	0	100	75	2834	1	0	0	0	0
B cross country	1200	50	0	0	100	75	2834	1	0	0	0	0
G golf	125	0	0	0	100	0	2267	1	0	0	0	0
B golf	125	0	0	0	100	0	2267	1	0	0	0	0
G soccer	4000	1000	875	0	100	115.79	2834	2	0	1000	0	0
B soccer	975	1000	625	0	100	68.35	2834	2	0	1000	0	0
G swimming	0	0	0	0	100	0	2267	1	0	0	0	0
B swimming	0	0	0	0	100	0	2267	1	0	0	0	0

1. Total expenditures on T-35 and T-36 on the 2006-2007 year report due by April 15, 2007, should reflect the total monies spent (rounded off to nearest hundred) for the entire school year of 2005-2006 ending June 30, 2006.

2. Booster Club Funding/Contributions must be included in the above expenditures total. (Note: It is illegal for coaches to be paid by Booster Clubs Reference KHSAA Bylaw 27)

Joe P. Castillo

Principal's Signature: _____

Date: 4-6-07

**2006-2007
ACTUAL EXPENDITURES - PROGRAM COMPARISON CHART 2
TO INCLUDE BOOSTER CLUB FUNDING**


	equipment and supplies		travel		awards		coaches' salaries (to include supplemental and extended employment; dollar amount required)			facilities improvements		publications (if sport-specific)	
	Expenditures		Expenditures		Expenditures		Expenditures			Expenditures		Expenditures	
	School	Booster	School	Booster	School	Booster	School	# of Coaches	Booster	School	Booster	School	Booster
G track	4000	0	450	0	75	0	3401	4	0	0	0	0	0
B track	4000	0	450	0	75	0	3401	4	0	0	0	0	0
G tennis	275	0	500	0	50	0	2834	1	0	0	0	0	0
B tennis	275	0	500	0	50	0	2834	1	0	0	0	0	0
G volleyball	1350	750	1325	0	75	124.36	5668	2	500	0	0	0	0
B wrestling	750	1000	475	0	75	78.95	5668	2	0	0	0	0	0
G (list sport)													
B football	12000	2500	3175	0	250	200	19274	10	2000	1000	0	0	0
G (list sport)													
B (list sport)													

1. Total expenditures on T-35 and T-36 on the 2006-2007 year report due by April 15, 2007, should reflect the total monies spent (rounded off to nearest hundred) for the entire school year of 2005-2006 ending June 30, 2006.

2. Booster Club Funding/Contributions must be included in the above expenditures totals.

Indicate percentage of total expenditures for each gender: (If disparities are obvious, list on your Corrective Action Plan (T-60) what action you will take to correct the problem).

Gender	Expenditures	Percentage
Boys	\$105,885.25	59%
Girls	\$74,815.13	41%
Total:	\$180,700.38	100%



Principal's Signature: _____ Date: 4-6-07

2006-2007
TITLE IX
CORRECTIVE ACTION PLAN

SCHOOL NAME Fern Creek Traditional High School

DIRECTIONS:

1. For Column 1, indicate the intended area (Opportunities or Benefits) which needs corrective action in order to achieve gender equity. For Column 2, write the suggested change or activities that will correct the area in need of alteration. For Column 3, include the estimated completion date for the changes or activities.
2. It is possible to attain compliance with Title IX and no longer need "corrective" action. However, the KHSAA strongly encourages compliant schools to identify items for improvement (Column 1), activities to accomplish the improvement (Column 2) and a timetable for completion (Column 3) that will strengthen the athletic program.
3. You may copy this form as needed. Please attach corrective action plans along with audit forms and submit by April 15, 2007.

COLUMN 1 ITEM FOR CORRECTION/ IMPROVEMENT	COLUMN 2 SUGGESTED CHANGE/ ACTIVITIES	COLUMN 3 TIME TABLE FOR CORRECTIVE ACTION/ COMPLETION
Girl's Locker room deficiency.	Report to school system to construct facility to make equal opportunities.	Funding from district necessary. See attached document(s) sent to the JCPS per their request in regards to interpreted title IX issues.
Locker availability.	Report to school district to equal facility availability.	Funding from district necessary.
Number of female participants.	Increase motivation of females for participation. Work with central office to increase spirit/ female population in activities/athletics.	Ongoing.

J. P. Castle

Principal's Signature: _____ Date: 4-6-07

2003-04 Title IX Request

Atherton	Softball field improvements; dugouts, press box/storage building, field access from driveway to stadium Bleachers for field hockey field
Ballard	Restroom on softball field Female locker room
Brown	Complete weight room for boys and girls Basketball goals that rise
Butler	Female locker room
Central	Girls softball field on school property Improve female sports dressing room
Doss	Dugouts on softball field Volleyball meeting room
Eastern	Female locker room New lockers for current dressing rooms
Fairdale	Light poles for softball field (school has lights) Water to concession stand and restrooms on softball field
Fern Creek	Construct female locker room with office and storage space Lights on softball field
Iroquois	Install electrical supply to softball scoreboard Bleachers on softball field for visiting school
Jeffersonstown	Construct a field hockey/soccer field Construct female locker room
Male	No request school in compliance
Manual	New lights in small gym (used by female sport/activity teams) Electrical wiring to scoreboard on field hockey field
PRP	Bleachers on softball field Renovate female locker room for soccer/softball

Seneca	Remodel/renovate female locker room and office Build multi-purpose building to alleviate locker room and office problems
Valley	Lights on baseball field (this would put Valley in total compliance with Title IX)
Western	Complete softball field improvements (dugouts, press box/storage building) Remodel all dressing rooms for both male and female sports.
Schools not submitting any Title IX requests by due date of September 15, 2003:	
Shawnee	Moore (male and female basketball room improvements are being studied)
Southern	
Waggener	

PLEASE COMPLETE AND RETURN
NO LATER THAN
SEPTEMBER 29, 2005
FAX TO: 485-3886

1. Local form facility decision for girls
district of equity to boys.

Last the one (1) most immediate facility improvement for gender equity at your school.

SCHOOL Franklin County
ATHLETIC DIRECTOR Tom Anshoff

Annually, you are requested to submit a gender equity facility improvement request. Please complete the form and return as indicated. Requests will be compiled and presented to the Title IX Facility Review Committee.
Please meet with your principal and staff members in developing your request.

TO: ATHLETIC DIRECTORS
FROM: JERRY WYMAN, CAA
DIRECTOR
SUBJECT: 2005-06 TITLE IX IMPROVEMENTS
DATE: SEPTEMBER 2005